

Technical datasheet





WORT-M-850-2-WAS-WH

ARLI



Product description

Worker Track Duo is a linear LED luminaire for 3-phase track system with LED source with 50,000 hours lifetime. Available in 3 power options, color temperatures 3000K/4000K/5000K with CRI 80+/90+. Five light distribution types (50°, 80°, ASYM, SYM, WAS) with special optics reducing glare and DALI control option available. Provides comfortable and natural lighting with easy track system installation. Ideal for offices and stores. 5-year warranty.

LED 220-240V 50-60Hz IP20    UGR < 19 CCT 5000 k CRI 80+ 

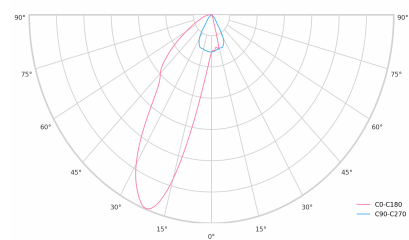
Product technical data

Mains voltage	220 - 240V AC, 50/60Hz	Ripple	1 %
Connection method	3-phase track adapter	DALI address	1
Dimming type	DALI	Standby power	0.30 W
IP rating	20	Inrush current	15 A
Protection class	II	Inrush time	100 µs
Ambient temperature	0 to +25 °C	Optical system	Lenses
Light source	LED	Optical part material	PMMA
Colour temperature	5000k	Housing material	Aluminium
Color rendering index	80	Surface finish	Powder coated
Rated luminous flux	4,553 lm	Width	44.00 cm
Connected load	37.74 W	Height	53.00 cm
Luminous efficacy	120.6 lm/W	Length	1,122.00 cm
		Weight	2.80 kg
		Service lifetime (L80 B10)	50 000 h
		Warranty	5 years

Dimensions



Light distribution



DALI 2

DALI (Digital Addressable Lighting Interface) is an international standard for digital lighting control systems. It enables individual control of each luminaire in the network using digital signals - unlike traditional analog solutions.

Key DALI2 innovations:

- Advanced diagnostic capabilities
- Better fault reporting and device status
- Enhanced scene programming options
- Support for RGB/RGBW and tunable white