

Technical datasheet

WORREC-1139-L-950-2-50-WH



Product description

Premium recessed luminaire with precision optics for minimal glare. Ideal for offices, retail spaces and schools where light quality matters. Efficiency up to 141 lm/W, CRI up to 90+, selectable 50° or 80° distribution. Available with DALI control. Lifetime 50,000h, 5-year warranty. Modular sizes 579/859/1139 mm.

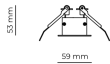
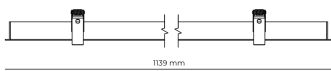


LED 220-240V
50-60Hz **IP20**  **CE**  **UGR < 19** **DIMM Push** 

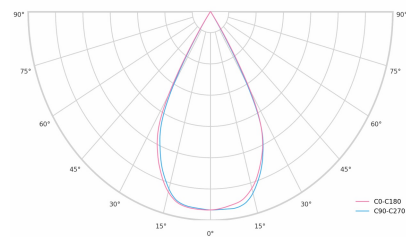
Product technical data

Mains voltage	220 - 240V AC, 50/60Hz	Ripple	3 %
Connection method	Screw terminal	DALI address	1
Dimming type	DALI	Standby power	0.50 W
IP rating	20	Inrush current	5 A
Protection class	I	Inrush time	45 µs
Ambient temperature	0 to +25 °C	Optical system	Lenses
Light source	LED	Optical part material	PMMA
Rated luminous flux	5,117 lm	Housing material	Aluminium
Connected load	46.63 W	Surface finish	Powder coated
Luminous efficacy	109.7 lm/W	Width	59.00 cm
		Height	53.00 cm
		Length	1,139.00 cm
		Weight	1.00 kg
		Service lifetime (L80 B10)	50 000 h
		Warranty	5 years

Dimensions



Light distribution



DALI 2

DALI (Digital Addressable Lighting Interface) is an international standard for digital lighting control systems. It enables individual control of each luminaire in the network using digital signals - unlike traditional analog solutions.

Key DALI2 innovations:

- Advanced diagnostic capabilities
- Better fault reporting and device status
- Enhanced scene programming options
- Support for RGB/RGBW and tunable white