

Technical datasheet

WORREC-1139-L-940-2-80-WH



Product description

Premium recessed luminaire with precision optics for minimal glare. Ideal for offices, retail spaces and schools where light quality matters. Efficiency up to 141 lm/W, CRI up to 90+, selectable 50° or 80° distribution. Available with DALI control. Lifetime 50,000h, 5-year warranty. Modular sizes 579/859/1139 mm.

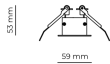
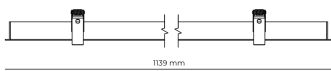


LED 220-240V
50-60Hz **IP20**  **CE**  **UGR < 19** **DIMM Push** 

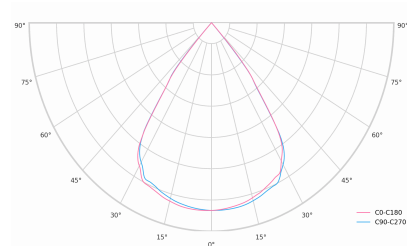
Product technical data

| | | | |
|---------------------|------------------------|----------------------------|---------------|
| Mains voltage | 220 - 240V AC, 50/60Hz | Ripple | 3 % |
| Connection method | Screw terminal | DALI address | 1 |
| Dimming type | DALI | Standby power | 0.50 W |
| IP rating | 20 | Inrush current | 5 A |
| Protection class | I | Inrush time | 45 µs |
| Ambient temperature | 0 to +25 °C | Optical system | Lenses |
| Light source | LED | Optical part material | PMMA |
| Rated luminous flux | 4,271 lm | Housing material | Aluminium |
| Connected load | 38.71 W | Surface finish | Powder coated |
| Luminous efficacy | 110.3 lm/W | Width | 59.00 cm |
| | | Height | 53.00 cm |
| | | Length | 1,139.00 cm |
| | | Weight | 1.00 kg |
| | | Service lifetime (L80 B10) | 50 000 h |
| | | Warranty | 5 years |

Dimensions



Light distribution



DALI 2

DALI (Digital Addressable Lighting Interface) is an international standard for digital lighting control systems. It enables individual control of each luminaire in the network using digital signals - unlike traditional analog solutions.

Key DALI2 innovations:

- Advanced diagnostic capabilities
- Better fault reporting and device status
- Enhanced scene programming options
- Support for RGB/RGBW and tunable white