


# Technical datasheet

## FLITSUS-1000-L-830-1-SYM-BL



### Product description

Flit Suspended is a suspended linear LED luminaire with LED source with 60,000 hours lifetime and high efficiency up to 165 lm/W. Available in 2 lengths and 4 power options, wide range of color temperatures (3000K-6500K) with CRI 80+/90+. Five light distribution types and DALI control option available. Ideal for commercial premises, offices, warehouses and production halls with demanding visual tasks. 5-year warranty.

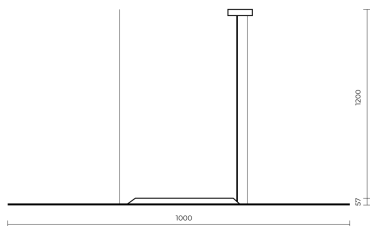


**LED** 220-240 V 50-60 Hz **IP20**  **CE** **UGR < 19** **CCT 3000 k** **CRI 80+** **CLO**

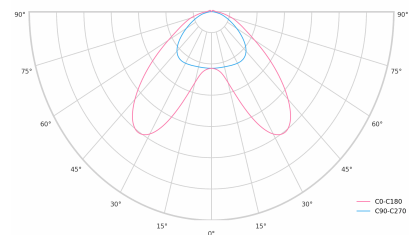
### Product technical data

|                       |                        |                            |               |
|-----------------------|------------------------|----------------------------|---------------|
| Mains voltage         | 220 - 240V AC, 50/60Hz | Ripple                     | 3 %           |
| Connection method     | Plug-in terminal       | Inrush current             | 20 A          |
| Dimming type          | Non-dimmable           | Inrush time                | 120 µs        |
| IP rating             | 20                     | Optical system             | Lenses        |
| Protection class      | I                      | Optical part material      | PMMA          |
| Ambient temperature   | 0 to +30 °C            | Housing material           | Aluminium     |
| Light source          | LED                    | Surface finish             | Powder coated |
| Colour temperature    | 3000k                  | Width                      | 62.00 cm      |
| Color rendering index | 80                     | Height                     | 57.00 cm      |
| Rated luminous flux   | 4,779 lm               | Length                     | 1,000.00 cm   |
| Connected load        | 31.31 W                | Weight                     | 1.40 kg       |
| Luminous efficacy     | 152.6 lm/W             | Service lifetime (L80 B10) | 60 000 h      |
|                       |                        | Warranty                   | 5 years       |

### Dimensions



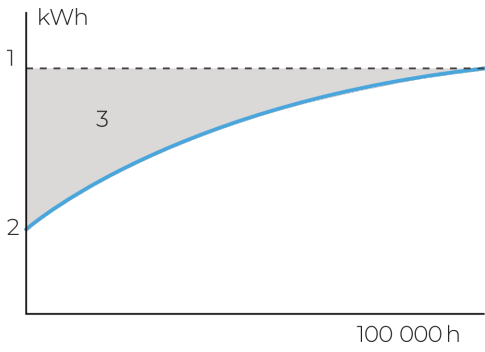
### Light distribution



## Constant Light Output (CLO)

This system compensates for the depreciation of luminous flux to avoid excess lighting at the beginning of the installation's service life. Luminous depreciation over time must be taken into account to ensure a predefined lighting level during the luminaire's useful life.

Without a CLO feature, this simply means increasing the initial power upon installation in order to make up for luminous depreciation. By precisely controlling the luminous flux, the energy needed to reach the required level can be maintained throughout the luminaire's life.



A. Dimming level  
B. Time