





Technical datasheet

WORTDUO-M-950-2-SYM-BL




Product description

Worker Track Duo is a linear LED luminaire for 3-phase track system with LED source with 50,000 hours lifetime. Available in 3 power options, color temperatures 3000K/4000K/5000K with CRI 80+/90+. Five light distribution types (50°, 80°, ASYM, SYM, WAS) with special optics reducing glare and DALI control option available. Provides comfortable and natural lighting with easy track system installation. Ideal for offices and stores. 5-year warranty.

LED 220-240V 50-60Hz **IP20**    **UGR < 19** **GCT 5000 k** **CRI 90+** 

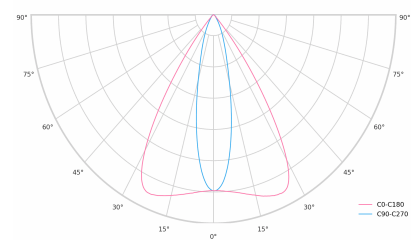
Product technical data

Mains voltage	220 - 240V AC, 50/60Hz	Ripple	1 %
Connection method	3-phase track adapter	DALI address	1
Dimming type	DALI	Standby power	0.30 W
IP rating	20	Inrush current	15 A
Protection class	II	Inrush time	100 µs
Ambient temperature	0 to +25 °C	Optical system	Lenses
Light source	LED	Optical part material	PMMA
Colour temperature	5000k	Housing material	Aluminium
Color rendering index	90	Surface finish	Powder coated
Rated luminous flux	3,983 lm	Service lifetime (L80 B10)	50 000 h
Connected load	40.60 W	Warranty	5 years
Luminous efficacy	98.1 lm/W		

Dimensions



Light distribution



DALI 2

DALI (Digital Addressable Lighting Interface) is an international standard for digital lighting control systems. It enables individual control of each luminaire in the network using digital signals - unlike traditional analog solutions.

Key DALI2 innovations:

- Advanced diagnostic capabilities
- Better fault reporting and device status
- Enhanced scene programming options
- Support for RGB/RGBW and tunable white