

Family datasheet

Worker recessed



Product description

Premium recessed luminaire with precision optics for minimal glare. Ideal for offices, retail spaces and schools where light quality matters. Efficiency up to 141 lm/W, CRI up to 90+, selectable 50° or 80° distribution. Available with DALI control. Lifetime 50,000h, 5-year warranty. Modular sizes 579/859/1139 mm.



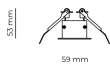
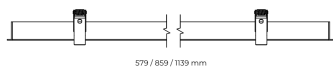
LED 220-240 V 50-60 Hz IP20    UGR < 19

Technical description

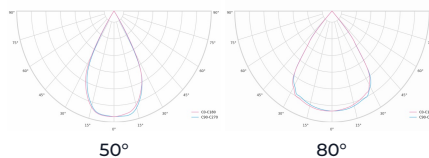
| | |
|-------------------|------------------------|
| Mains voltage | 220 - 240V AC, 50/60Hz |
| Connection method | Screw terminal |
| IP rating | 20 |
| Protection class | I |
| Light source | LED |
| Switching type | Non-dimmable , DALI |
| CRI | 80, 90 |
| CCT | 3000K, 4000K, 5000K |
| Lumen output | 1661-5537 lm |
| Efficiency | Up to 141 lm/W |
| Power consumption | 15-45 W |

| | |
|----------------------------|---------------|
| Optical system | Lenses |
| Optical part material | PMMA |
| Housing material | Aluminium |
| Surface finish | Powder coated |
| Ambient temperature | 0 to +25°C |
| Service lifetime (L80 B10) | 50 000h |
| Warranty | 5 years |

Dimensions



Light distribution curves



Available housing colors



RAL 9005



RAL 9003

Product codes

The technical specifications of the luminaire are determined through the combination of these attributes, which result in a unique product code.

Order code example: **WORREC-1139-L-830-I-50-BL**

| Attribute | Value | Code |
|--------------------|-----------------|---------|
| Model | Worker recessed | WORREC- |
| Size | 579 | 579 |
| | 859 | 859 |
| | 1139 | 1139 |
| Version | S | S |
| | M | M |
| | L | L |
| CCT | 3000k (CRI 80+) | 830 |
| | 3000k (CRI 90+) | 930 |
| | 4000k (CRI 80+) | 840 |
| | 4000k (CRI 90+) | 940 |
| | 5000k (CRI 80+) | 850 |
| | 5000k (CRI 90+) | 950 |
| Dimming | Non-dimmable | 1 |
| | DALI | 2 |
| Light distribution | 50° | 50 |
| | 80° | 80 |
| Housing Color | Black | BL |
| | White | WH |