

Technical datasheet

INDSUR3-XL-840-2-90



Product description

High-bay led light created with an emphasis on efficiency and easy installation. Suitable for installation in warehouses and production halls.

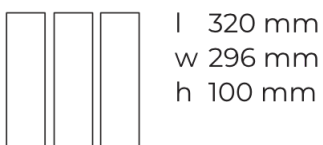


LED 220-240V 50-60Hz **IP65**  **CE** **CCT 4000 k** **CRI 80+** **D⁴** **CLO**  

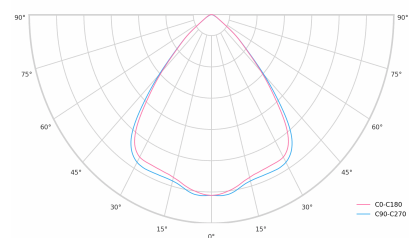
Product technical data

Mains voltage	220 - 240V AC, 50/60Hz	Ripple	3 %
Connection method	Connection cable	DALI address	1
Dimming type	DALI	Standby power	0.50 W
IP rating	65	Inrush current	89 A
Protection class	I	Inrush time	584 µs
Impact rating	IK 08	Optical system	Lenses
Ambient temperature	-25 to 30 °C	Optical part material	PC
Light source	LED	Housing material	Aluminium
Colour temperature	4000k	Surface finish	Powder coated
Color rendering index	80	Width	296.00 cm
Rated luminous flux	32,225 lm	Height	100.00 cm
Connected load	196.22 W	Length	320.00 cm
Luminous efficacy	164.2 lm/W	Weight	6.80 kg
		Service lifetime (L80 B10)	>100 000 h
		Warranty	7 years

Dimensions



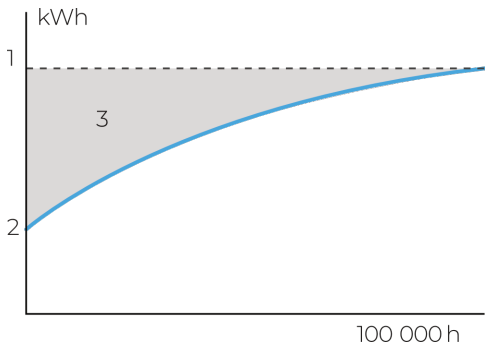
Light distribution



Constant Light Output (CLO)

This system compensates for the depreciation of luminous flux to avoid excess lighting at the beginning of the installation's service life. Luminous depreciation over time must be taken into account to ensure a predefined lighting level during the luminaire's useful life.

Without a CLO feature, this simply means increasing the initial power upon installation in order to make up for luminous depreciation. By precisely controlling the luminous flux, the energy needed to reach the required level can be maintained throughout the luminaire's life.



A. Dimming level
B. Time

DALI 2

DALI (Digital Addressable Lighting Interface) is an international standard for digital lighting control systems. It enables individual control of each luminaire in the network using digital signals - unlike traditional analog solutions.

Key DALI2 innovations:

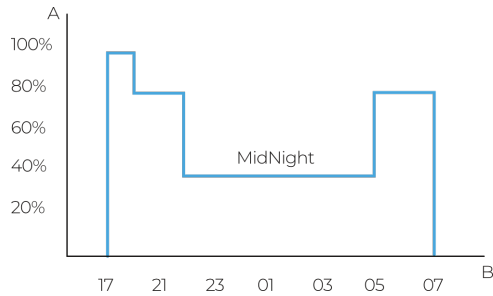
- Advanced diagnostic capabilities
- Better fault reporting and device status
- Enhanced scene programming options
- Support for RGB/RGBW and tunable white

MidNight function

The MidNight function feature allows an autonomous dimming without the need for an additional control line. The output levels can be set to 0% (OFF) or between 10% and 100% in steps of 1%.

Time-based: The dimming profile defined in the reference schedule is referenced to the switch-on time of the LED driver.

Astro-based: The dimming profile defined in the reference schedule is referenced to the annual average middle of the night, which is calculated based on the theoretical sunrise and sunset times.



1. Standard lighting level
2. LED lighting consumption with CLO
3. Energy savings