


# Technical datasheet

## FLITSUS-1500-XL-865-1-HR-WH



### Product description

Flit Suspended is a suspended linear LED luminaire with LED source with 60,000 hours lifetime and high efficiency up to 165 lm/W. Available in 2 lengths and 4 power options, wide range of color temperatures (3000K-6500K) with CRI 80+/90+. Five light distribution types and DALI control option available. Ideal for commercial premises, offices, warehouses and production halls with demanding visual tasks. 5-year warranty.

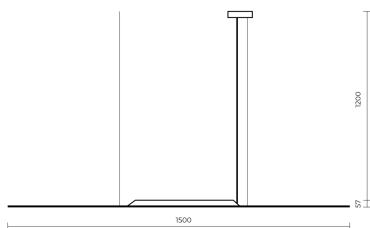


**LED** 220-240 V 50-60 Hz **IP20**  **CE** **UGR < 19** **CCT 6500 k** **CRI 80+** **CLO**

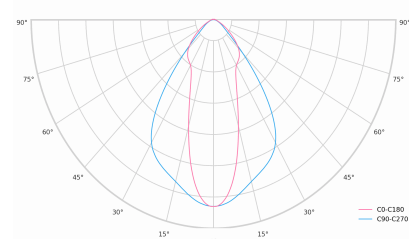
### Product technical data

Mains voltage	220 - 240V AC, 50/60Hz	Ripple	3 %
Connection method	Plug-in terminal	Inrush current	20 A
Dimming type	Non-dimmable	Inrush time	120 µs
IP rating	20	Optical system	Lenses
Protection class	I	Optical part material	PMMA
Ambient temperature	0 to +30 °C	Housing material	Aluminium
Light source	LED	Surface finish	Powder coated
Colour temperature	6500k	Width	62.00 cm
Color rendering index	80	Height	57.00 cm
Rated luminous flux	6,831 lm	Length	1,500.00 cm
Connected load	43.73 W	Weight	1.80 kg
Luminous efficacy	156.2 lm/W	Service lifetime (L80 B10)	60 000 h
		Warranty	5 years

### Dimensions



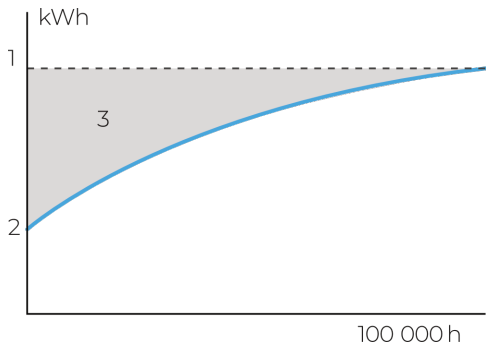
### Light distribution



### Constant Light Output (CLO)

This system compensates for the depreciation of luminous flux to avoid excess lighting at the beginning of the installation's service life. Luminous depreciation over time must be taken into account to ensure a predefined lighting level during the luminaire's useful life.

Without a CLO feature, this simply means increasing the initial power upon installation in order to make up for luminous depreciation. By precisely controlling the luminous flux, the energy needed to reach the required level can be maintained throughout the luminaire's life.



A. Dimming level  
B. Time