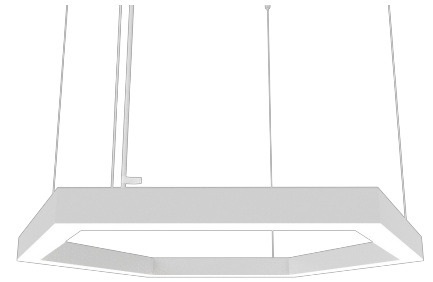


# Technical datasheet

## HEXSUS-600-M-830-1-WH-

### Product description

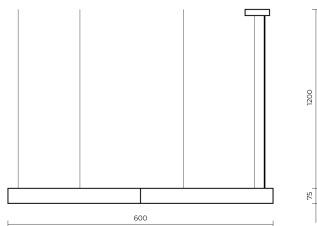
The design of the luminaire returns to the power of the basic geometric shapes of the hexagon. By combining several diameters, it is possible to achieve different configurations and lighting scenarios with a great visual impact on the interior.

**LED** 220-240 V 50-60 Hz **IP20**  **CE** **CCT 3000 k** **CRI 80+**

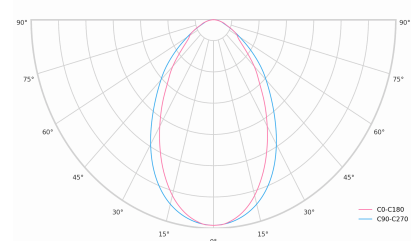
### Product technical data

Mains voltage	220 - 240V AC, 50/60Hz	Ripple	1 %
Connection method	Plug-in terminal	Inrush current	17 A
Dimming type	Non-dimmable	Inrush time	162 µs
IP rating	20	Optical system	Diffuser
Protection class	I	Optical part material	PMMA
Ambient temperature	0 to +25 °C	Housing material	Aluminium
Light source	LED	Surface finish	Powder coated
Colour temperature	3000k	Width	600.00 cm
Color rendering index	80	Height	70.00 cm
Rated luminous flux	2,683 lm	Length	600.00 cm
Connected load	26.92 W	Weight	5.40 kg
Luminous efficacy	99.7 lm/W	Service lifetime (L80 B10)	50 000 h
		Warranty	5 years

### Dimensions



### Light distribution



**Available cable colors**

