


Technical datasheet

LINESUS1134-XL-940-2-WH-DI/IND-



Product description

LINE Suspended is a pendant linear LED luminaire with high-quality LED source with 50,000 hours lifetime and PMMA diffuser. Available in 5 sizes (572-2820mm), color temperatures 3000K/4000K with CRI 80+/90+. Direct and indirect lighting options with DALI control available. Wide range of cable colors. Ideal for offices and commercial spaces. 5-year warranty.



LED 220-240V 50-60Hz **IP20**  **CE** **CCT 4000 k** **CRI 90+** **DIMM Push** **CLO** 

Product technical data

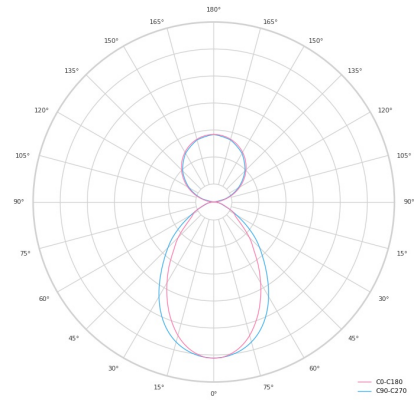
Mains voltage	220 - 240V AC, 50/60Hz	Ripple	1 %
Connection method	Plug-in terminal	DALI address	2
Dimming type	DALI	Standby power	1.00 W
IP rating	20	Inrush current	36 A
Protection class	I	Inrush time	180 µs
Ambient temperature	0 to +25 °C	Optical system	Diffuser
Light source	LED	Optical part material	PMMA
Colour temperature	4000k	Housing material	Aluminium
Color rendering index	90	Surface finish	Powder coated
Rated luminous flux	3,133 lm	Width	50.00 cm
Connected load	64.55 W	Height	70.00 cm
Luminous efficacy	82.8 lm/W	Length	1,134.00 cm
		Weight	2.80 kg
		Service lifetime (L80 B10)	50 000 h
		Warranty	5 years

Dimensions




W 50mm
H 75mm

Light distribution



Available cable colors



Constant Light Output (CLO)

This system compensates for the depreciation of luminous flux to avoid excess lighting at the beginning of the installation's service life. Luminous depreciation over time must be taken into account to ensure a predefined lighting level during the luminaire's useful life.

Without a CLO feature, this simply means increasing the initial power upon installation in order to make up for luminous depreciation. By precisely controlling the luminous flux, the energy needed to reach the required level can be maintained throughout the luminaire's life.



A. Dimming level
B. Time

DALI 2

DALI (Digital Addressable Lighting Interface) is an international standard for digital lighting control systems. It enables individual control of each luminaire in the network using digital signals - unlike traditional analog solutions.

Key DALI2 innovations:

- Advanced diagnostic capabilities
- Better fault reporting and device status
- Enhanced scene programming options
- Support for RGB/RGBW and tunable white