


# Technical datasheet

## LINESUR-572-S-930-2-WH



### Product description

LINE Surface is an elegant linear LED luminaire with high-quality LED source with 50,000 hours lifetime and PMMA diffuser for uniform light. Available in 5 sizes (572-2820mm), color temperatures 3000K/4000K with CRI 80+/90+. DALI control option available. Ideal for offices and commercial spaces. 5-year warranty.



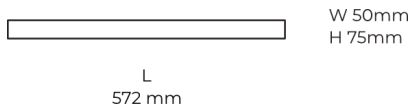
**LED** 220-240V 50-60Hz **IP20** **CE** **CCT 3000 k** **CRI 90+** **DIMM Push** **CLO**

### Product technical data

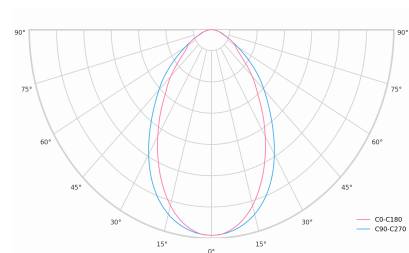
|                       |                        |
|-----------------------|------------------------|
| Mains voltage         | 220 - 240V AC, 50/60Hz |
| Connection method     | Plug-in terminal       |
| Dimming type          | DALI                   |
| IP rating             | 20                     |
| Protection class      | I                      |
| Ambient temperature   | 0 to +25 °C            |
| Light source          | LED                    |
| Colour temperature    | 3000k                  |
| Color rendering index | 90                     |
| Rated luminous flux   | 621 lm                 |
| Connected load        | 8.64 W                 |
| Luminous efficacy     | 71.9 lm/W              |

|                            |               |
|----------------------------|---------------|
| Ripple                     | 1 %           |
| DALI address               | 1             |
| Standby power              | 0.50 W        |
| Inrush current             | 18 A          |
| Inrush time                | 180 µs        |
| Optical system             | Diffuser      |
| Optical part material      | PMMA          |
| Housing material           | Aluminium     |
| Surface finish             | Powder coated |
| Width                      | 50.00 cm      |
| Height                     | 70.00 cm      |
| Length                     | 572.00 cm     |
| Weight                     | 1.23 kg       |
| Service lifetime (L80 B10) | 50 000 h      |
| Warranty                   | 5 years       |

### Dimensions



### Light distribution



## Constant Light Output (CLO)

This system compensates for the depreciation of luminous flux to avoid excess lighting at the beginning of the installation's service life. Luminous depreciation over time must be taken into account to ensure a predefined lighting level during the luminaire's useful life.

Without a CLO feature, this simply means increasing the initial power upon installation in order to make up for luminous depreciation. By precisely controlling the luminous flux, the energy needed to reach the required level can be maintained throughout the luminaire's life.



A. Dimming level  
B. Time

## DALI 2

**DALI** (Digital Addressable Lighting Interface) is an international standard for digital lighting control systems. It enables individual control of each luminaire in the network using digital signals - unlike traditional analog solutions.

### Key DALI2 innovations:

- Advanced diagnostic capabilities
- Better fault reporting and device status
- Enhanced scene programming options
- Support for RGB/RGBW and tunable white